



# 2024-2025 ADOPTED BUDGET

LIVERMORE VALLEY JOINT UNIFIED  
SCHOOL DISTRICT

Presented to the Board for Adoption on June 18, 2024



LIVERMORE VALLEY JOINT UNIFIED SCHOOL DISTRICT

2024-2025

Board of Trustees

Ms. Emily Prusso <i>President</i> <i>Term expires 2026</i>	Ms. Kristie Wang <i>Clerk of the Board</i> <i>Term expires 2024</i>
Mr. Craig Bueno <i>Member</i> <i>Term expires 2026</i>	Ms. Steven Drouin <i>Member</i> <i>Term expires 2026</i>
Ms. Yanira Guzmán <i>Member</i> <i>Term expires 2024</i>	

District Administration

Mr. Chris Van Schaack <i>Superintendent of Schools</i>	Ms. Teresa Fiscus <i>Assistant Superintendent, Business Services</i>
Ms. Kelly Manke <i>Assistant Superintendent, Administrative Services</i>	Ms. Melissa Theide <i>Assistant Superintendent, Educational Services</i>

School Administration

Elementary Schools:

Altamont Creek Principal:	Ms. Andrea Tapia
Arroyo Seco Principal:	Ms. Valerie Nebo
Leo Croce Principal:	Ms. Jennifer Burkholder
Jackson Avenue Principal:	Mr. Tom Jones

# Livermore Valley Joint Unified School District

## 2024-2025

---

Lawrence Principal: Ms. Kristie Starkovich

Marylin Avenue Principal: Mr. Joe Meunier

Rancho Las Positas Principal: Ms. Dayna Taylor

Emma C. Smith Principal: Ms. Marni Angelo

Sunset Principal: Mr. Tom Fletcher

### **K-8 Schools:**

Joe Michell Principal: Ms. Donielle Machi

Junction Avenue Principal: Ms. Jeannette Garza

### **Middle Schools:**

Christensen Principal: Mr. Brian Scharmann

East Avenue Principal: Mr. Mark Neal

Mendenhall Principal: Mr. Erik Taylor

### **High Schools:**

Granada Principal: Mr. Clark Conover

Livermore Principal: Ms. Roxana Mohammed

### **Alternative Schools:**

Del Valle Principal: Ms. Tammy Rankin

Vineyard Principal: Ms. Tammy Rankin

### **Adult School:**

Livermore Adult Principal: Ms. Sara Walke

## EXECUTIVE SUMMARY

Governor Gavin Newsom's 2024–25 May Revision continues his approach from January to shield K-14 education from ongoing programmatic reductions. He does so through the continued use of two linchpins of his January proposal: Proposition 98 Rainy Day fund withdrawals and an accrual and accounting change to Proposition 98, dubbed the "Proposition 98 Funding Maneuver" by the Legislative Analysts' Office. The Governor's proposed adjustment to Proposition 98 is controversial both inside and outside the Legislature, garnering significant criticism as a "manipulation" of the Proposition 98 Minimum Guarantee.

At the time of this printing, the State budget has not been officially approved. The Governor has until June 30 to "blue pencil" (reduce or eliminate) any appropriation contained in the budget.

Because there are many unpredictable factors affecting revenues and expenditures, it is important to develop and utilize budget assumptions based on the best information available at the time the budget is adopted. The Adopted Budget is based on the Governor's May Revision. This budget should be considered a "placeholder budget" until the State Budget is approved. Once that happens, our District will have 45 days to revise our budget to reflect the updated information.

Locally, the voters of Livermore resoundingly passed Measure J on June 7, 2016, authorizing the sale of \$245 million in bonds to finance school facilities projects, including renovation of aging District facilities, improvement of safety and security systems, modernization of outdated classrooms, and upgrades to technology. Passage of Measure J required an affirmative vote of at least 55%. In a much appreciated show of confidence in and support for our District, the citizens of Livermore approved the measure by 66.84%.

All the bonds have been sold, providing \$245 million for much needed projects. Most all of the major Measure J Bond Projects have been completed. This includes: a new multi-purpose room and classroom building at Joe Michell K-8 School, the East Avenue Middle School classroom building, the Granada High School Aquatic and Athletics Complex, the Livermore High School Physical Education and Athletics Complex, the East Avenue Middle School renovation and a District-wide video projection and voice enhancement system.

## FINANCIAL OVERVIEW

### GENERAL FUND EXPENDITURES

Our General Fund spending plan is based on our Board-established core values and our commitment to continuing current programs and services to the extent that we remain fiscally solvent.

Spending in the General Fund is differentiated between unrestricted and restricted funds, depending on the source of funds. \$123,103,150, or approximately 60% of our total spending, is identified as unrestricted. The balance, \$83,271,313, is being spent on programs with spending restrictions in place.

Our core curriculum is funded primarily by our unrestricted revenues. Many enrichment programs are funded by supplemental funding, which is also considered unrestricted, and are identified in our Local Control Accountability Plan (LCAP). We also have restricted funds such as the Measure A parcel tax which funds elementary science teacher specialists, TK-12 technology teacher specialists, instructional materials, and math, science and engineering classes.

We are presenting a budget based on average class sizes of 12:1 for grade TK, 25:1 for grades K-3, 30:1 for 4-5, 30:1 for 6-8, and 30:1 for 9-12. We channel as much of our spending as possible into the classroom, for the immediate benefit of our students.

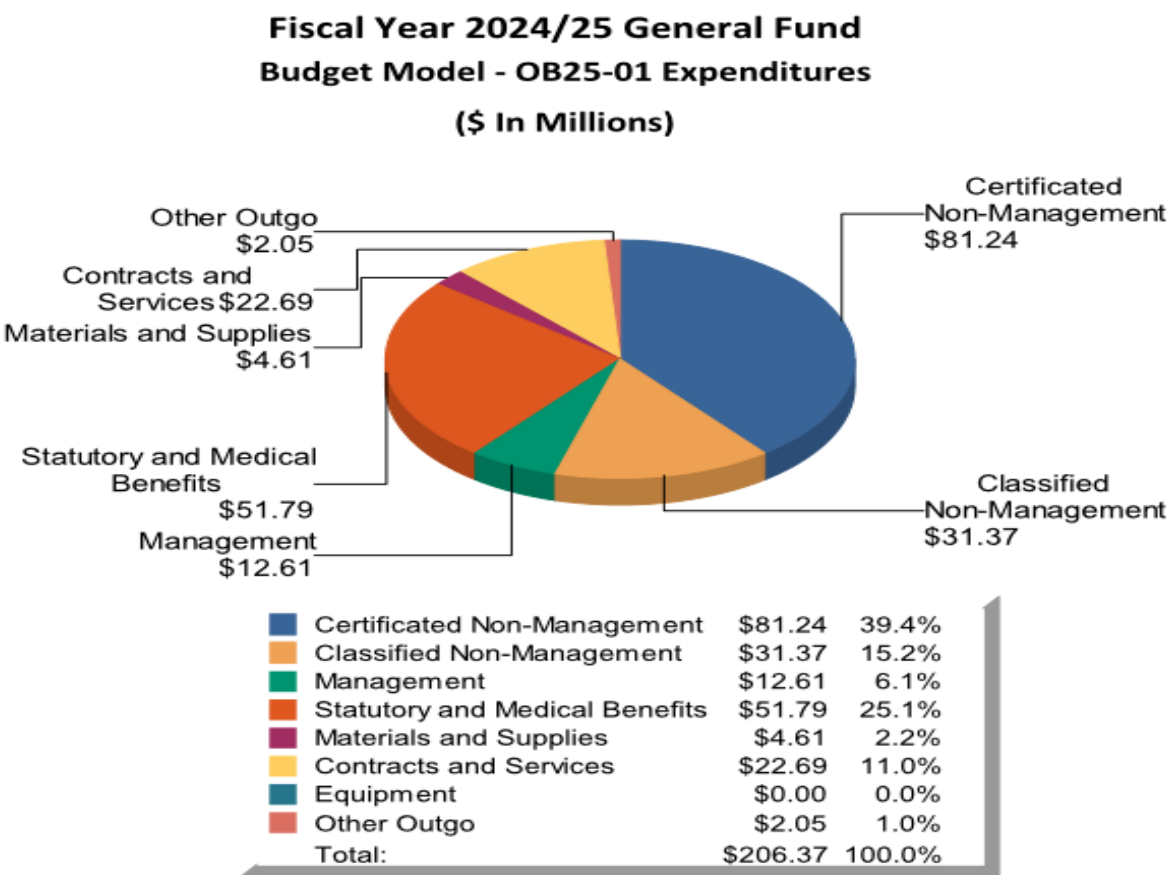
An ongoing challenge is the increase in mandatory employer contributions to the California State Teachers' Retirement System (CalSTRS) and California Public Employee Retirement System (CalPERS). Using the May Revision, the CalSTRS employer contribution rate will remain at 19.1% this year and the CalPERS employer contribution rate will increase to 27.05%. These rates may change based on the State's Adopted Budget. Overall, as rates increase, the additional expense represents resources that will not be available for competitive compensation increases or instructional programs.

The LCAP is an important component of the Local Control Funding Formula (LCFF), which began in 2013-14. The LCAP utilizes a standardized template to describe how our District will address State and local priorities for all students and for specific student groups defined in Education Code. The LCAP includes goals and associated measures to monitor progress as well as action steps and associated budget amounts for those actions. Everything that is budgeted in the LCAP is in our District's budget, but not everything in our District's budget is listed in the LCAP. The LCAP, which is developed with input from community and representative groups including parents, teachers, students, support staff, administrators and bargaining unit groups, is approved by our Board at the same time as the Adopted Budget. The entire LCAP may be viewed on our District website, [www.livermoreschools.org](http://www.livermoreschools.org).

# Livermore Valley Joint Unified School District

## 2024-2025

In 2024-25, we anticipate spending a total of \$206,374,463. Approximately 86% of our budget pays employee salaries and benefits. The greatest proportion goes to pay certificated teacher salaries. In February of 2023, our Board approved a 6% competitive compensation increase beginning on March 1, 2023 and an additional 3% competitive compensation increase beginning on July 1, 2023 for all employees. Our General Fund spending plan for 2024-25 is shown in the following table.



## GENERAL FUND REVENUES

Our single largest source of funding is State revenue, which includes the Local Control Funding Formula (LCFF). In 2013-14, the LCFF replaced the Revenue Limit and most State categorical programs. It uses base grants per pupil, with supplemental funding provided for students who are English Learners, foster youth, or low income. The base grant is further adjusted by grade level to provide for smaller class sizes in the early elementary years and for career technical education in high school.



# Livermore Valley Joint Unified School District

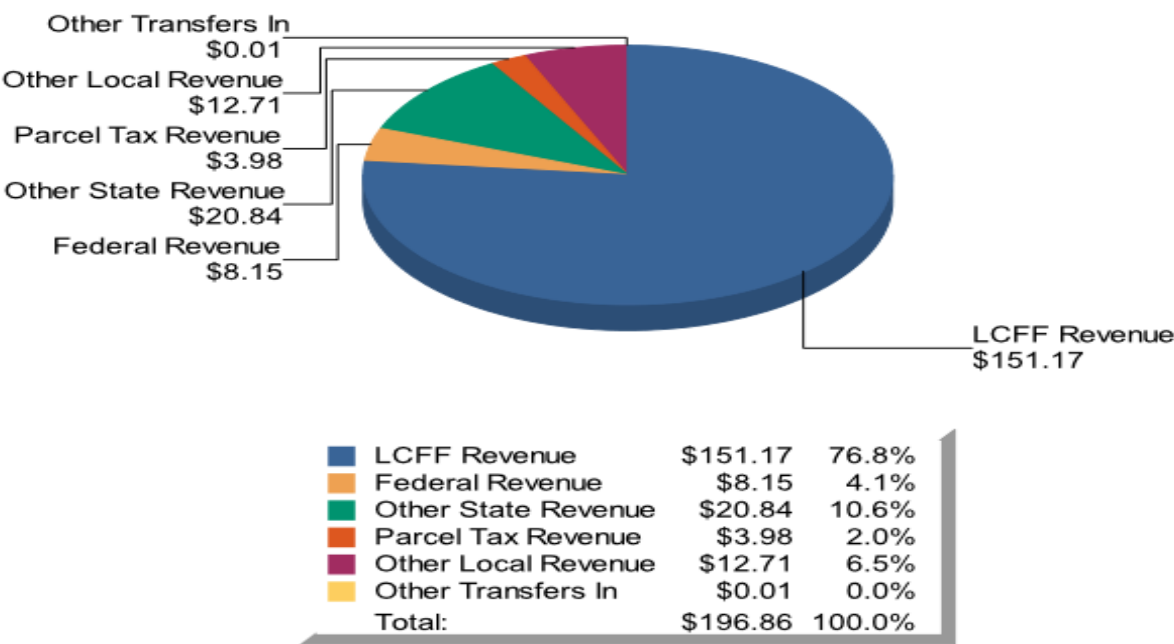
## 2024-2025

The most important component in calculating revenue is Average Daily Attendance (ADA). ADA drives the revenue formulas. One ADA = 180 days of attendance for one student. Any absence, even an excused absence, reduces our District’s revenue. To calculate State revenue, we are using an ADA of 12,378. This is based on the projection for the 2024-25 P-2 ADA.

As for other revenues, we will receive approximately \$2.83 million from the California Lottery, or 1.4% of our total funding, some of which is restricted. Federal funding accounts for approximately 4.1% of our total revenue. The Measure A parcel tax, considered local revenue, is projected to generate \$4 million, or 2.0% of our total revenue. Other local income includes local grants, facility rental income, PTA contributions, and individual donations.

Our District enjoys the benefits of robust and dynamic partnerships with local community organizations including the two world renowned National Laboratories, local arts programs, and the Livermore Valley Education Foundation (LVEF). Rotary clubs and many generous local businesses and service organizations also provide donations that expand learning opportunities for all. These donations are not projected into the budget but are entered as revenue as they are received.

**General Fund (Restricted and Unrestricted)**  
**Budget Model - OB25-01 Revenues**  
**(\$ In Millions)**



## GENERAL INFORMATION

### DISTRICT DESCRIPTION

The Livermore Valley Joint Unified School District is a political subdivision of the State of California. Our District was formed on July 1, 1966 and is comprised of an area of approximately 240 square miles located in Alameda and Contra Costa Counties. Our award-winning District is the second largest employer in Livermore. Our District operates nine elementary, three middle, two K-8, two comprehensive high schools, and two alternative schools. Our District also maintains an Adult Education program.

**Governance.** An elected Board of Trustees governs our school district. There are five members of the Board, each elected at-large for a four-year term. The School Board generally meets twice monthly on the first and third Tuesdays. Beginning August 1, 2022 Chris Van Schaack, Superintendent of Schools, manages our District operations and serves as our Chief Executive Officer.

**Accomplishments.** The Livermore Valley Joint Unified School District continues to provide exemplary education to our students, preparing them to contribute and thrive in our changing world.

Our District is committed to the LVJUSD Framework for Success, which represents a strategic plan to meet the academic, behavioral, and social emotional needs of our students. We have utilized one-time grant funds to implement Youth Mental Health First Aid and provide a range of mental health supports based on the needs of our students.

We continue to prioritize individualized learning by implementing one-to-one technology devices and access to innovative online tools and content. Our District is committed to providing current instructional technology and appreciates the generosity of our community, business, and industry partners and other grants and donations to students. We continue to provide professional development and coaching for STEM integration, supported by Parcel Tax funding. Our Measure J Bond funds have supported audio-visual system upgrades in all of our classrooms.

All of our schools have participated in Positive Behavior Intervention and Support (PBIS) implementation. We have also implemented wellness centers at many school sites and are adding counselors to our elementary sites over the next four years through a federal grant.

## ACCOUNTING BY FUND

The accounts of our District are organized on the basis of funds, each of which is considered to be a separate accounting entity. We have 12 funds, which are described below:



# Livermore Valley Joint Unified School District

## 2024-2025

---

The **General Fund** (Fund 01) is the general operating fund of our District. It is used to account for all financial resources except those required to be accounted for in another fund. Our District's General Fund is used to account for our day-to-day operations. The salaries of our teachers, classroom aides, administrators, custodians, counselors, maintenance workers, and clerical support staff are accounted for in the General Fund. Our textbooks, other books and supplies, utility costs, repair costs, consulting services, and equipment costs are also paid out of the General Fund.

Our District's General Fund is divided into two sections: unrestricted funds and restricted funds. Restricted funds are monies received by our District that are categorical in nature, i.e., they can only be used for the purposes prescribed by the funding agency. The State and federal governments provide such funding for many special programs or projects. For example, Special Education funds are restricted. They can only be spent on students with identified special needs and in the manner outlined in State and federal law. Restricted funds are sometimes provided directly to our schools but in most cases are allocated and expended centrally by our District. How we spend this money is determined by the restrictions imposed by the funding agency.

In addition to the General Fund, our District has eleven funds:

- The **Student Activity Fund** (Fund 08) is used to account for each school that operates an ASB fund, whether it is organized or not.
- The **Adult Education Fund** (Fund 11) is used to provide for life-long public educational opportunities and support services to all adults.
- The **Child Development Fund** (Fund 12) is used to account separately for federal, State, and local revenues to operate child development programs.
- The **Cafeteria Fund** (Fund 13) is used for the operation and improvement of the Child Nutrition program.
- The **Foundation Special Revenue Fund** (Fund 19) is used to account for scholarships.
- The **Building Fund** (Fund 21) is used for the purpose of acquiring or constructing major capital facilities. Measure J funds are deposited in this fund.
- The **Capital Facilities Fund** (Fund 25) is used to accumulate funds received from developer fees as a condition of approving a development.
- The **County School Facilities Fund** (Fund 35) is used to receive apportionments from the State Allocation Board for new school facility construction or modernization projects.
- The **Special Reserve Fund for Capital Outlay Projects** (Fund 40) is used for the accumulation of funds for capital outlay purposes.
- The **Bond Interest and Redemption Fund** (Fund 51) is used for the repayment of general obligations bonds issued for our District.
- The **Self-Insurance Fund** (Fund 67) is used for the self-insurance activities of our District, including payment of claims, cost of property liability insurance, and student insurance costs.

### KEY VARIABLES AND DETERMINANTS

We will discuss in detail the key variables and determinants underlying our General Fund budget projections.

#### LOCAL CONTROL FUNDING FORMULA

The Local Control Funding Formula (LCFF) replaced the Revenue Limit and most categorical program funding and was a means of overhauling the prior inequitable school finance system. It uses base grants per pupil, with supplemental funding provided for students who are low income, English Learners, or foster youth. The base grant is further adjusted by grade level to provide for smaller class sizes in the early elementary years and for career-technical education in high school. The new formula was phased in over several years and was fully implemented in 2018-19.

The LCFF significantly increased our District's funding per ADA. Our District was classified as a "low wealth" district under the Revenue Limit, which meant that we received substantially less money than the statewide average Revenue Limit. In fact, in 2011-12 our District received \$281 less revenue per student than Tracy Joint Unified, \$469 less per student than Pleasanton Unified, and \$716 less per student than Dublin Unified. Now our District funding per student is projected to more closely match that of neighboring districts. However, there is still a discrepancy because our Tri-Valley counterparts, Dublin and Pleasanton, each receive over \$5 million of additional funding in Economic Recovery Target (ERT) funds annually.

The May Revision projects a 1.07% COLA. For 2024-25, our District is projecting a decrease in funded ADA of 240. ADA is projected to decrease from 12,617.63 to 12,377.98. These two factors equate to an increase of approximately \$1.5 million in funding for our school district.

#### EDUCATION PROTECTION ACCOUNT

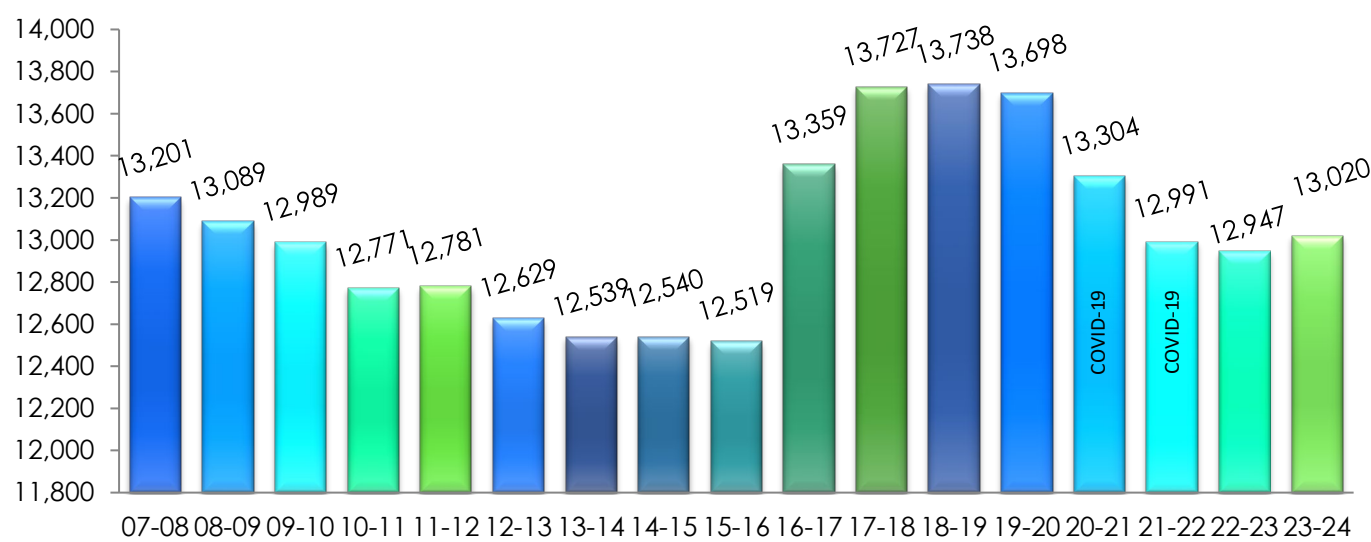
Proposition 30, *The Schools and Local Public Safety Protection Act of 2012*, approved by the voters on November 6, 2012, temporarily increased the State's sales tax rate for all taxpayers and the personal income tax rates for upper-income taxpayers. The revenue generated by the measure's temporary tax increases are deposited into a State account called the Education Protection Account (EPA). This funding is included in the total Local Control Funding Formula amount. These are not additional funds for school districts, but they did help the State avoid making \$6 billion in additional budget cuts to school districts. The taxes began to phase out in 2016-17 and completely expired in 2019-2020. Proposition 55, the ballot measure to continue the increased income taxes – not the increased sales taxes – contained in Proposition 30, was approved by voters in November 2016. Proposition 55 took effect on January 1, 2019 and remains in effect through December 31, 2030. It continues the use of the EPA as the fund into which the increased revenues are deposited for the purpose of distributing to California school agencies.

ENROLLMENT

Enrollment forecasts are essential to developing our budget because, although our income is based on our ADA and not the number of students enrolled, our staffing levels, supplies and equipment must be based on our enrollment. There are three assumptions underlying the forecasts: grade progressions, kindergarten forecasts, and interdistrict transfers.

In 2020-21, the District had a sharp decline in enrollment, with a reduction of almost 400 students. This was a statewide trend due to the COVID 19 pandemic. We are currently projecting enrollment to increase in 2024-25 with the Universal Transitional Kindergarten initiative.

LVJUSD Enrollment History



**Interdistrict Transfers:** California law permits interdistrict transfers, assuming that both the sending district and the receiving district approve the transfer. As part of the law, the Allen Bill gives transfer priority rights to parents who work in our District but who live outside of it.

### COMMUNITY SUPPORT

#### LOCAL BOND - MEASURE J

On June 7, 2016, the voters of Livermore approved Measure J, authorizing the sale of \$245 million in bonds to finance school facilities projects including renovation of aging District facilities, improvement of safety and security systems, modernization of outdated classrooms, and upgrades to technology. The estimated tax rate that would be levied to fund the bonds is \$48 per \$100,000 of assessed valuation. Passage of Measure J required an affirmative vote of at least 55%. In a much appreciated show of confidence in and support for our District, the voters of Livermore approved the measure by 66.84%, over 2/3 approval.

The first series of bonds sold in September 2016, providing \$82 million to begin the eagerly awaited upgrades to our aging District infrastructure. To continue our progress, the second series of \$100 million sold in August 2019 and the third and final series of \$63 million sold in October 2021. Most all of the major Measure J Bond Projects have been completed. This includes: a new multi-purpose room and classroom building at Joe Michell K-8 School, the East Avenue Middle School classroom building, the Granada High School Aquatic and Athletics Complex, the Livermore High School Physical Education and Athletics Complex, the East Avenue Middle School renovation and a District-wide video projection and voice enhancement system. Additional information can be accessed on our District website, [www.livermoreschools.org](http://www.livermoreschools.org).

A requirement of the Bond measure is an independent oversight committee of citizens representing various segments of our community. The Measure J Citizens' Bond Oversight Committee (CBOC) was established by action of our Board of Education in October 2016. The Committee consists of at least seven members of the public and cannot include any District employee, vendor, or contractor. Members of the Citizens' Bond Oversight Committee include members of our Livermore community representing businesses, senior citizens, parents, taxpayer associations, and the community at large. Community interest was high and the Committee currently boasts 11 members. The Committee meets at regular intervals with our Assistant Superintendent of Business Services and our Bond Program Director. The meetings are open to the public and are conducted in accordance with the Brown Act. The role of the Committee is to review the independent financial and performance audits, inspect District facilities to ensure the funds are being spent properly, and review efforts by our District to implement cost-saving measures. The CBOC reports annually to our Board and the public.

# Livermore Valley Joint Unified School District

## 2024-2025

### PARCEL TAX – MEASURE A

In November 2004, the voters of Livermore approved Measure D, a special 5-year parcel tax assessment of \$120 per parcel, for Livermore schools. In November 2008, the voters of Livermore approved an extension to the Parcel Tax for five additional years and included an increase of \$18, bringing the total tax to \$138 per parcel. In June 2014, the voters of Livermore approved Measure G, a 7-year extension to the Parcel Tax at \$138 per parcel. Most recently, in May of 2022, the voters of Livermore approved Measure A, an additional seven-year extension to the Parcel Tax at the current tax assessment of \$138 per parcel.

Measure A helps our District fund advanced courses in science, technology, engineering and math (STEM); attract and retain highly qualified teachers; fund elementary school science teachers and TK-12 technology teacher specialists; keep our schools safe and well-maintained; and provide for up-to-date instructional materials and comprehensive curricular programs.

ELECTION DATE	PER PARCEL AMOUNT	TYPE OF ELECTION	VOTE REQUIRED	% OF YES VOTE	PASSED/FAILED
November 2004	\$120	New Tax	66.70%	71.6%	Passed
November 2008	\$138	Renewal	66.70%	76.5%	Passed
June 2014	\$138	Renewal	66.70%	72.4%	Passed
May 2022	\$138	Renewal	66.70%	67.31%	Passed

Based on \$138 per parcel, the taxable parcels raise approximately \$4 million. This is 2.0% of our total revenue. For 2024-25, the Parcel Tax is projected to pay for elementary school science teacher specialists; technology teacher specialists; staff to enhance courses in the area of math, science, and engineering at the middle schools and high schools; \$200,000 to augment maintenance efforts throughout our District; and provided \$273,800 towards instructional materials for science and technology at our middle and high schools. The tax is a guaranteed funding source to help our District maintain these very important programs.

Each year, an independent Citizens' Parcel Tax Oversight Committee issues a report to our Board and our community. As an accountability measure included in the ballot language, this report assures our community that its parcel tax dollars were spent according to the ballot language approved. The reports can be found on our District website, [www.livermoreschools.org](http://www.livermoreschools.org).

### SPECIAL EDUCATION

We are committed to educating students with special educational needs, as required by State and federal law. These students are served in a variety of ways—from full inclusion to limited pullout programs and separate special classrooms. Additionally, non-public agencies and non-public schools serve students who have unique educational needs. The placement and appropriate services provided these students are determined by the student’s Individual Education Plan (IEP). We anticipate spending approximately \$47.3 million in 2024-25 to provide Special Education services, or 23% of our expenditures.

#### *Inadequacy of Funding*

Typically, State and federal funding is inadequate to fully cover the costs of Special Education. The difference between expenditures for Special Education and the revenues received is called encroachment, a budgetary term used to denote that the costs of the program encroach on general purpose revenues. The federal government provides funding at levels significantly below what its laws mandate. The State of California also underfunds Special Education. For years, there has been a double-digit funding deficit from the State. Additionally, new State and federal laws have required districts to provide an increased level of Special Education services for students. This increased demand and mandate for service, coupled with State and federal under-funding, has placed additional underfunded financial obligations on school districts.

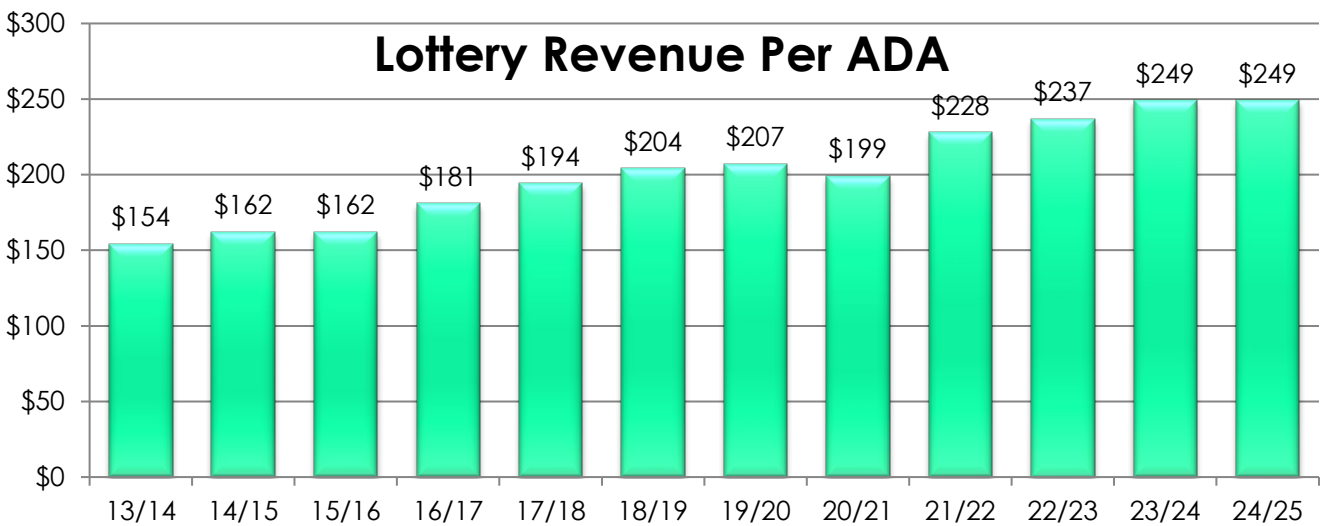
#### *Funding Model*

The current State funding model was enacted in 1998–99. Under this model, districts receive funds on a per pupil basis. Funds flow from the State to our Special Education Local Plan Area (SELPA), a consortium of six local education agencies in this area of our County, and from the SELPA to districts.



LOTTERY

In November 1984, voters approved the California State Lottery. Proceeds from lottery ticket sales augment school districts’ budgets. Lottery funds are distributed throughout the State on a per pupil basis. Actual apportionments of lottery funds typically occur from four to six months after ticket sales, due to the complexities of accounting and distribution of prize winnings. Lottery funding for 2024-25 is budgeted at \$2.1 million for unrestricted revenue and \$0.8 million for expenses restricted in purpose. Legislation, passed in 2000, mandates that any lottery funds collected in excess of the amount collected in 1997-98 must be used to purchase instructional materials.



### GENERAL FUND BUDGET ASSUMPTIONS

#### REVENUES

- We are using the Governor's May Revise proposal. This includes a 1.07% Cost of Living Adjustment (COLA).
- Local Control Funding Formula (LCFF) will be based on a projected 2024-25 P-2 ADA. This equates to 12,378.
- Our unduplicated count of Low-Socio Economic students, English Language Learners, and Foster Youth is estimated to be 29.21% for supplemental funding purposes.
- Lottery income is estimated at \$249 per annual ADA: \$72 Restricted and \$177 Unrestricted.
- Federal grants have been budgeted at that same level as 2023-24. As actual entitlements become known, our District's budgets will be adjusted.
- Income from local sources is budgeted at the same level as 2023-24 and donation accounts will be booked on a cash basis.
- It is estimated that \$4 million will be collected in Parcel Tax revenue from Measure A.
- All prior year one-time funding has been removed including all carryover from 2022-23.

#### EXPENDITURES

- The expense of step, column, and longevity increases and the related statutory benefits for employees are included in the budget.
- Reductions for staffing through attrition has been included in the budget.
- Approved ongoing compensation adjustments of 6% beginning March 1, 2023 and 3% beginning July 1, 2023 are included in the budget including the related statutory benefits for all employees.
- Local Control Accountability Plan (LCAP) expenses are included.
- The employer contribution to the California State Teachers' Retirement System (CalSTRS) has remained at 19.10%. The employer contribution to the California Public Employees' Retirement System (CalPERS) has increased from 26.68% to 27.05%.

- Measure A will continue to help fund:
  - Advanced courses in science, technology, engineering, and math (STEM);
  - Attracting and retaining highly qualified teachers;
  - Elementary school science teacher specialists and TK-12 technology teacher specialists;
  - Keeping our schools safe and well-maintained; and
  - Up-to-date technology, instructional materials and comprehensive curricular programs.
- Expenses for utilities have been increased by 5%. The cost of electricity has been reduced due to the installation of three additional solar arrays.

## GLOSSARY

### ADA

Average daily attendance. One ADA = 180 days of attendance for one student.

### APPORTIONMENT

The Principal Apportionment is a series of apportionment calculations that adjust the flow of State funds throughout the fiscal year as information becomes known.

- The Advance Principal Apportionment, certified by July 20th, is based primarily on prior fiscal year funding and establishes each Local Education Agency's (LEA) monthly State aid payment amount for July through January.
- The First Principal Apportionment (P-1), certified by February 20th, is based on the first period data that LEAs report to California Department of Education (CDE) in November through January and establishes each LEA's monthly State aid payment for February through May.
- The Second Principal Apportionment (P-2), certified by June 25th, is based on the second period data that LEAs report to CDE in April and May and is the final State aid payment for the fiscal year ending in June.
- The Annual Apportionment, certified by February 20th in the following year, is based on annual data that LEAs report to CDE. After the Annual Apportionment certification, the Annual is recertified three times, known as Annual R1, R2, and R3, with LEAs reporting corrected data at specific times. Any data corrections are reflected with the subsequent years' certifications.

LEAs receive Principal Apportionment funds through a combination of local property taxes and State funds, with State funding composed of funds from the State School Fund and Education Protection Account (EPA.)

### **CERTIFICATED PERSONNEL**

School employees who hold positions for which a credential is required by the State – teachers, counselors, and most administrators.

### **CLASSIFIED PERSONNEL**

School employees who hold positions that do not require a credential, such as aides, custodians, clerical support, or cafeteria workers, and some managers.

### **CALIFORNIA STATE STANDARDS**

The current subject-matter standards in English language arts and mathematics adopted by California in 2010.

### **COST-OF LIVING ADJUSTMENT (COLA)**

An increase in funding for government programs.

### **REVENUE DEFERRALS**

In previous years, the State has imposed deferrals on revenue apportionments. Deferrals are late payments to districts that are needed because the State is unable to meet its funding commitment to education. Fortunately, this is not projected to be the case in the current fiscal year.

### **EDUCATION PROTECTION ACCOUNT (EPA)**

The Education Protection Account (EPA) provides local educational agencies (LEAs) with general purpose State aid funding pursuant to Proposition 30, the Schools and Local Public Safety Protection Act of 2012, approved by the voters in November 2012 and expired in December 2018. Proposition 55, the ballot measure to continue the increased income taxes – not the increased sales taxes – contained in Proposition 30, was approved by voters in November 2016. Proposition 55 took effect on January 1, 2019 and remains in effect through December 31, 2030. It continues the use of the EPA as the fund into which the increased revenues are deposited for the purpose of distributing to California school agencies. The EPA funding is a component of an LEA's total Local Control Funding Formula amount.

### **FULL-TIME EQUIVALENT (FTE)**

A count of full-time and part-time employees where part-time employees are reported as an appropriate fraction of a full-time position. The fraction is equal to the ratio of time expended in a part-time position to that of a full-time position.

### **INDIVIDUALIZED EDUCATION PROGRAM (IEP)**

A written agreement between the school district and the parents of a student with special needs, specifying an educational program tailored to the needs of the child, and including specific special education and related services to be provided to the child.

### **LOCAL CONTROL ACCOUNTABILITY PLAN (LCAP)**

The LCAP is a requirement of the changes to State funding made by the Local Control Funding Formula (LCFF). The LCAP is LCFF's vehicle for transparency and engagement. It is the way that school districts are expected to share performance data, needs, actions and anticipated outcomes that guide the use of available LCFF funding.

### **LOCAL CONTROL FUNDING FORMULA (LCFF)**

A funding formula that replaces revenue limits and most categorical programs with a base grant per pupil, and supplemental funding for students who are English Learners, eligible for the Free and Reduced-Price Meals (FRPM) Program, or in foster care. The base grant is further adjusted by grade level to provide for smaller class sizes in the early elementary years and for career-technical education in high school. The formula was phased in over several years and was fully implemented in 2018-19.

### **LOCAL EDUCATIONAL AGENCY (LEA)**

A commonly used synonym for a school district, an entity which operates local public primary and secondary schools in the United States.

### **PARCEL TAX**

A special tax that is a flat amount per parcel and not based on the value of the property. Parcel taxes must be approved by a two-thirds vote of the electorate.

### **RESERVES**

Funds set aside in a budget as a safety net to provide for estimated future expenditures and obligations; or for designated purposes. Our District is required to maintain a 3% reserve.

## **ACKNOWLEDGEMENTS**

**California Department of Education**

[www.cde.ca.gov](http://www.cde.ca.gov)

**Citizens' Measure A Parcel Tax Oversight Committee**

**Annual Report**

[www.livermoreschools.org](http://www.livermoreschools.org)

**Fiscal Crisis and Management Assistance Team**

[www.fcmat.org](http://www.fcmat.org)

**Measure J Citizens' Bond Oversight Committee**

**Annual Report**

[www.livermoreschools.org](http://www.livermoreschools.org)

**Nigro & Nigro**

**LVJUSD Audit Report**

[www.livermoreschools.org](http://www.livermoreschools.org)

**School Services of California**

[www.sscal.com](http://www.sscal.com)